

# HOUSEHOLD WASTE DISPOSAL GUIDE

---



# DID YOU KNOW?

**YOUR ACTIVE PARTICIPATION IN THE VARIOUS WASTE COLLECTION PROGRAMS OFFERED BY THE TOWN OF MOUNT ROYAL HELPS TO DIVERT SIGNIFICANT AMOUNTS OF WASTE FROM LANDFILLS EACH YEAR.**

**IN FACT, IN 2020, 69% OF RECYCLABLE MATERIALS AND 56% OF ORGANIC WASTE WAS RECOVERED THANKS TO RESIDENT PARTICIPATION. THAT'S MORE THAN 5,857 TONNES!**





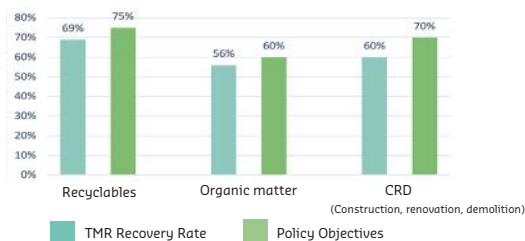
Proper waste management is the key to a healthy environment and pleasant place to live. It is critical that we make an effort if we want our children and future generations to live in a clean environment.

As such, the Town of Mount Royal is putting all the necessary tools in place so that together, with the help of residents, we can achieve the objectives of the Québec Residual Materials Management Policy of the Ministère de l'Environnement, de la Lutte contre les changements climatiques, de la Faune et des Parcs.



Here are the statistics showing the recovery rate in 2020:

The Town of Mount Royal's performance with respect to the objectives set by the Politique québécoise de gestion des matières résiduelles



The Town of Mount Royal is close to reaching the objectives set by the government. This is why we are asking everyone to take part in the various collection programs. In this guide, you'll find all the information you need to better your contribution.

This year, we're outdoing ourselves in the Town of Mount Royal!



## QUESTIONS?

### INFO COLLECTION:

<https://www.ville.mont-royal.qc.ca/en/services-residents/environment/waste-and-recycling>

514 734-4123 from 8:30 a.m. to 4:30 p.m., Monday to Friday.

**Summer hours:** Monday to Thursday, 8 a.m. to 4:30 p.m., Friday, 8 a.m. to 1 p.m.

Outside of these hours, please contact  
Public Security at 514 734-4666



**COLLECTION CALENDAR / HOW TO USE  
YOUR BINS / WHERE SHOULD I PLACE MY BINS  
FOR PICK-UP? / STORING YOUR BINS /  
REGULAR COLLECTIONS / COMPOST  
DISTRIBUTION / SEASONAL COLLECTIONS  
/ ON-DEMAND COLLECTIONS / ITEMS YOU  
CAN GIVE A NEW USE TO / HOUSEHOLD  
HAZARDOUS WASTE / ZERO WASTE TIPS**

# TABLE OF CONTENTS

## 06 COLLECTION CALENDAR

## 06 HOW TO USE YOUR BINS

## 07 WHERE SHOULD I PLACE MY BINS FOR PICK-UP?

- Bin identification
- Containers allowed for household waste collection

## 08 STORING YOUR BINS AND HOUSEHOLD WASTE CONTAINERS

## 09 HAS YOUR BIN NOT BEEN EMPTIED?

## 09 HAS YOUR BIN BEEN DAMAGED?

## 10 REGULAR COLLECTIONS

- Household waste
- Bulky waste
- Recyclable materials
- Kitchen waste

## 15 COMPOST DISTRIBUTION

## 16 SEASONAL COLLECTIONS

- Yard trimmings
- Leaves
- Christmas trees
- Household Hazardous Waste (HHW)
- Document shredding

## 18 ON-DEMAND COLLECTIONS

- Tree and shrub branches  
(less than 15 cm in diameter and in limited quantities)
- Refrigerators, freezers, air conditioners and water coolers
- Batteries, ink cartridges and used cellphones

## 21 ITEMS YOU CAN GIVE A NEW USE TO

## 22 HOUSEHOLD HAZARDOUS WASTE

## 23 ZERO WASTE TIPS





# COLLECTION CALENDAR

The exact dates of the various collections are listed in the calendar provided at [www.town.mount-royal.qc.ca](http://www.town.mount-royal.qc.ca). You can also pick up a printed version at Town Hall, 90 Roosevelt Avenue.

## HOW TO USE YOUR BINS

- Make sure you place waste in the proper bins, otherwise your bin may not be emptied during collection.
- Put out your bins **after 7:00 p.m.** on the evening before collection day or **before 7:00 a.m.** on collection day.
- Place your full or partially filled bins in your driveway 15 to 30 cm (6" to 12") away from the curb.
- Leave **at least 30 cm (12")** between the bins.
- Make sure that no vehicle or object interferes with the mechanical lifting of the bin.
- Make sure that all lids are tightly closed and free of debris.

 All bins must be put away **before 7:00 p.m.** on collection day <sup>2</sup>.

 Do not place bins on the sidewalks. Doing so may interfere with snow removal operations.

## WHERE SHOULD I PLACE MY BINS FOR PICK-UP?



## IMPORTANT


Bins that are improperly positioned, too heavy or hard to handle will not be picked up. Also, bins or any other types of containers are prohibited on public roads.<sup>3</sup> 

<sup>2</sup> By-law No. 1358

<sup>3</sup> Ibid.

<sup>4</sup> By-law No. 1380

**POSITION YOUR BINS WITH THE FRONT FACING THE STREET SO THAT THE COLLECTION IDENTIFIER IS VISIBLE.**



Residents with kitchen waste collection must note that **only one bin**, either green or brown, will be picked up. We suggest that you use the green bin from mid-April to mid-November.



## BIN IDENTIFICATION

Write your address on the white strips located on the side of the bin.



Write down the bin serial number in the space below.

**Blue bin (recyclables):**

**Green bin (yard trimmings):**

**Brown bin (kitchen waste):**

## MUNICIPAL BY-LAWS



As the bins (blue, green and brown) are Town property, they must remain at the address to which they were delivered.

The blue bin provided by the Town is available in 360-, 240- and 120-litre formats. The green bin is available in 360-litre format and the brown bin in 45-litre format.

No person shall place household waste in the blue, green or brown bin provided by the Town. Household waste must be placed in a container (plastic bags accepted).

These containers are the responsibility of the resident.

A container must not weigh more than 25 kg. A cardboard box is not considered an acceptable container. (Bylaw 1358 - Section 6)





## CONTAINERS ALLOWED FOR HOUSEHOLD WASTE COLLECTION

- 120-, 240- or 360-litre rollout bins with a European grip (black or grey, ideally)
- 80-litre (maximum) garbage bags or 150-litre (maximum) bin with handles
- Maximum weight: 25 kg (50 lbs)
- Leak-proof
- In a colour other than blue, green or brown (the colours of the rollout bins provided by the Town)
- A maximum of 360-litres of waste will be picked up per collection. For bulky items, the maximum is 5 cubic metres per collection.

***Please note that the Town does not provide containers for household waste collection.***

## STORING YOUR BLUE, GREEN AND BROWN BINS AND HOUSEHOLD WASTE CONTAINERS

-  Blue, green and brown bins stored outside must be placed on the side of the home, 3 m behind the building's front façade<sup>5</sup>.
-  Household waste containers kept outside must be stored and not visible from the street (at least 2 m from any property line)<sup>6</sup>.



<sup>5</sup> By-law No. 1358

<sup>6</sup> Ibid.






## HAS YOUR BIN NOT BEEN EMPTIED?

- If none of the bins on your street have been emptied and it is past 6:00 p.m., please leave the bin in the designated collection spot and notify us online by **using the forms in the “Waste and recycling” section**. The contractor hired by the Town will complete the collection as soon as possible.
- If your bin seems to be the only one that has not been emptied, put it away and wait for the next collection. If the problem occurs again, you can notify us by **using the forms in the “Waste and recycling” section**.



## HAS THE BIN PROVIDED TO YOU BY THE TOWN BEEN DAMAGED?

- Any bin may sustain damage in the course of a year. The Town’s bin supplier offers a free weekly repair and replacement service. For more information or to notify us online, please **see the “Waste and recycling” section on our website**.
- Please note that this service is **only available for bins provided by the Town**.



# REGULAR COLLECTIONS



## HOUSEHOLD WASTE COLLECTION

### WHEN?

7 or fewer dwellings: **Wednesdays**

8 or more dwellings: **Tuesdays and Fridays**

### ACCEPTED ITEMS

Waste generated by normal daily activities:

- Non-recyclable or non-recoverable objects (e.g. styrofoam, chip bags, porcelain, mirrors, diapers, litter, vacuum cleaner bags, corks, cleaning wipes, toothpaste tubes, ear picks, etc.)


### REFUSED ITEMS

- Household hazardous waste (HHW)
- Information technology and communications (ITC) devices
- Medical waste
- Construction and excavated materials
- Recyclables



**It is prohibited to put large quantities of household waste or recycling in Town waste baskets. A ticket may be issued to any offender.**

# BULKY WASTE



## WHEN?

Wednesdays, **every other week**

## ACCEPTED ITEMS

- Furniture
- Non-refrigerant appliances
- Decorative furniture

CRD (construction, renovation, demolition) materials in small quantities and securely tied into small bundles or placed in solid bags of less than 25 kg (50 lbs)

## HOW DO I DISPOSE OF THEM?

- Place your bulky items in your driveway close to the curb after 7:00 p.m. on the evening before collection day or by 7:00 a.m. on collection day.
- Remove nails, screws and sharp metal for safety reasons.
- Avoid using cardboard boxes when it rains for safety reasons (cardboard softens and leaks).
- Avoid putting out bulky items and garbage when snow removal is scheduled (it interferes with the operation).

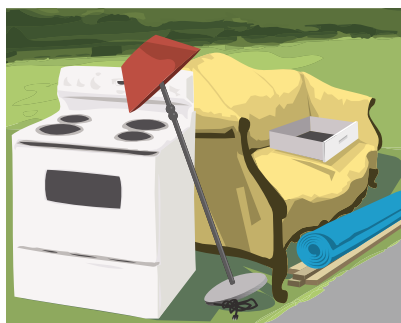
This service is free or charge for residents. The maximum volume per address is 5m<sup>3</sup>. There is no need to contact the Town for this service.

## REFUSED ITEMS


- Household hazardous waste (HHW, see page 22)
- Information technology and communication devices (e.g. televisions, computers)
- Medical waste
- Bulk materials of any type
- Items containing halocarbons (e.g. refrigerators, cellars) - see page 20
- Logs and tree stumps

Refused items may be disposed of free of charge for residents at the **ÉCOCENTRE at 6925 Côte-des-Neiges Road (514 872-0384)** or otherwise at your own expense.

If your bulky items are in good condition and are still usable, please drop them off at the Renaissance, the Village des Valeurs or any other second hand store so that they can be used again for their primary function. The bulky items collected at the curb will be destroyed and recycled for their material only. (see page 21)



# REGULAR COLLECTIONS



ACCEPTED ITEMS

REFUSED ITEMS

PAPER AND PAPERBOARD	GLASS
<ul style="list-style-type: none"> <li>• Newspapers, flyers, magazines</li> <li>• Paper office supplies</li> <li>• Envelopes</li> <li>• Thin or corrugated paperboard boxes of less than 4' x 4', flattened, emptied and stacked (if outside the bin)</li> <li>• Paperboard tubes and rolls</li> <li>• Paper bags</li> <li>• Phone directories, books</li> <li>• Milk cartons, juice boxes, Tetra Pak-type containers</li> </ul>	<ul style="list-style-type: none"> <li>• Bottles of all kinds (wine, beer, spirits, sparkling water, oil)</li> <li>• Flasks and jars of all shapes and colors, tomato sauce jar, marinade jar, perfume bottle, oil bottle, etc.)</li> </ul>
<ul style="list-style-type: none"> <li>• Dirty or greasy paper and cardboard</li> <li>• Wax paper, wallpaper, photo paper</li> <li>• Metallic wrapping paper (chip bags, granola bar wrappers, etc.)</li> <li>• Stickers</li> <li>• Padded envelopes</li> </ul>	<ul style="list-style-type: none"> <li>• Dishware, drinking glasses</li> <li>• Flat glass (mirror, window panes, etc.)</li> <li>• Fluorescent bulbs and tubes</li> <li>• Pyrex, porcelain and ceramic</li> </ul>



Any items left next to your bin must be in transparent bags. Paperboard boxes (max. 4' x 4') must be flattened, emptied and stacked.


# RECYCLABLE MATERIALS

## WHEN?

Wednesdays

## TYPE OF CONTAINER

360-, 240- or 120-litre bin provided by the Town



	METAL AND ALUMINUM	SOFT PLASTIC	HARD PLASTIC
	<ul style="list-style-type: none"><li>• Food cans</li><li>• Lids and caps</li><li>• Aluminum cans, dishes and foil</li><li>• Metal hangers (attached)</li></ul>	<ul style="list-style-type: none"><li>• Wrapping, grocery and shopping bags, all put into one tied bag</li><li>• Clean food product bags</li></ul> <p>Did you know that the best way to recycle these items is to fill one bag with many bags?</p>	<ul style="list-style-type: none"><li>• All plastic items bearing the number 1, 2, 3, 4, 5 or 7</li><li>• Bottles</li><li>• Yogurt (large size), margarine and ketchup containers</li></ul>
	<ul style="list-style-type: none"><li>• Paint, solvent, pesticide or aerosol containers</li><li>• Scrap metal, pipes, nails, screws</li><li>• Baking dishes, pots, pans, baking sheets tins and utensils</li><li>• Electronic devices and appliances</li></ul>	<ul style="list-style-type: none"><li>• Dirty wrapping</li><li>• Cereal or cracker bags (waxed)</li><li>• Chip bags</li><li>• Plastic wrap</li><li>• Tarpaulin (pool liners, awnings, etc.)</li><li>• Styrofoam</li></ul>	<ul style="list-style-type: none"><li>• All number 6 plastic items</li><li>• Paint and motor oil containers</li><li>• Toothpaste tubes</li><li>• Rubber products, garden hose, rain boot, plastic utensils and glasses</li></ul>

Materials do not have to be sorted: this will be done at the sorting plant.

# REGULAR COLLECTIONS



## KITCHEN WASTE

### WHEN?

Wednesdays

### ACCEPTED ITEMS

All kitchen waste

For example: meat and fish (including bones), eggs, dairy products, fruits and vegetables, leftovers from cooked meals, tea bags, coffee grounds, etc.

### TYPE OF CONTAINER

45-litre brown bin or 360-litre green bin provided by the Town.



### ! IMPORTANT

**Compostable and biodegradable plastic bags are not accepted. Only paper bags are accepted. It is not mandatory to use a bag.**

**Also accepted: tissues, paper towels (without cleaning products), soiled cardboard (pizza box), hair, newspaper.**

Note that **only one bin** (brown or green) will be collected throughout the year.

**YARD TRIMMINGS MAY ALSO BE PUT IN THE BROWN BIN, AND VICE-VERSA (SEE PAGE 16 FOR MORE INFORMATION).**

# COMPOST DISTRIBUTION

## WHEN?

Twice a year, mid-May and early October.  
For more information, please see the  
municipal calendar.

## WHERE?

At Public Works,  
180 Clyde Road

You must bring your own rigid containers  
and the tools needed to fill them. No bags  
will be filled. Limit of one visit per dwelling  
unit. Proof of residence required.



# SEASONAL COLLECTIONS

## YARD TRIMMINGS



### WHEN?

Wednesdays

### TYPE OF CONTAINER

360-litre green bin or 45-litre brown bin provided by the Town

### ACCEPTED ITEMS


- Leaves, grass clippings, weeds, plants, flowers, etc.
- Branches less than 2.5 cm (1") in diameter and less than 75 cm (30") long
- Houseplants with soil
- Hedge trimmings
- Bark and wood chips
- Kitchen waste

## IMPORTANT !

**Yard trimmings bins will not be emptied if they contain plastic bags or household waste.**

**Only TMR approved bins will be emptied.**

## LEAVES



For more information:  
Public Works 514-734-2999

### WHEN?

All month of November  
\*Depending on weather conditions

### TYPE OF CONTAINER

- Green bin provided by the Town (yard trimmings collection)
- Compostable paper bags (The Town offers paper bags to residents free of charge at the library. Limit of one pack of bags per address. Proof of residence required. Offer valid while supplies last.)

### ALSO PICKED UP

- Leaves piled at the end of your driveway, near the curb

### REFUSED ITEMS

- All plastic bags
- Branches, big or small
- Hedge trimmings
- Grass trimmings
- Root balls
- All other waste





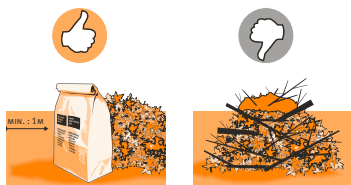
## IMPORTANT !

Please note that blowing leaves or piling leaves onto public sidewalks and streets is prohibited<sup>7</sup>.

### TIP:

Avoid piling leaves near trees and fences to prevent damage to your lawn from our heavy equipment.

Yard trimmings and fall leaves are turned into compost. The resulting compost is distributed to residents twice a year (see page 22). Operations stop as soon as the first snowfall occurs.



## CHRISTMAS TREES



### WHEN?

Mid-January, Check the calendar [www.town.mount-royal.qc.ca](http://www.town.mount-royal.qc.ca)

### HOW

### TO DISPOSE?

Place your natural Christmas tree at the end of your driveway.

### WHAT HAPPENS

### TO THEM?

Christmas trees are chipped and then recycled.

7 By-law No. 1380

# ON-DEMAND COLLECTIONS

## TREE AND SHRUB BRANCHES (LESS THAN 15 CM IN DIAMETER AND IN LIMITED QUANTITIES)

### WHEN?

**Thursdays**, early April until the end of October

### HOW DO I DISPOSE

### OF BRANCHES?

**Fill out the form before noon on Wednesdays** on the “Waste and recycling” section of the website.

- Branches must be placed next to the sidewalk, with the cut section facing the street, after 7:00 p.m. on the evening before collection day or before 7:00 a.m. on collection day.

**Only branches that meet the following conditions will be picked up free of charge:**

- Branches between 2.5 cm (1”) and 15 cm (6”) in diameter;
- The quantity is limited to five 2.5 m (8’) long branches or a volume of branches equivalent to 60 cm (2’) x 60 cm (2’) x 2.5 m (8’).

### NOTE:

Oversized branches (**more than 15 cm in diameter**) and large numbers of branches must be picked up by a private contractor at the owner’s expense.



The Ecocentre accepts logs and soil.



## IMPORTANT !

**Residents must obtain a permit before cutting any privately owned tree with a diameter greater than 10 cm (3.9") as measured 1.3 m (4.3') above ground level. Note that no ash trees may be cut between April 15 and October 15 inclusively.**

**Also, residents must use the services of a private contractor to dispose of tree trunks and branches in quantities that exceed the Town-imposed limit.**

**If you hire a contractor to perform your landscape maintenance, the contractor must chip and remove all cut branches.**

## COMBATting THE EMERALD ASH BORER



In its larval stage, the emerald ash borer feeds under the bark of infested ash trees, eventually killing them. Due to the spread of this harmful insect, the federal government has prohibited the movement of branches 2.5 cm (1") and larger in diameter, as well as all logs and trunks of all species of ash outside the established zones.

For more information, refer to the federal government regulations at: <http://www.inspection.gc.ca/plants/plant-pests-invasive-species/insects/emerald-ash-borer/eng/1337273882117/1337273975030>

or the TMR website: <https://www.ville.mont-royal.qc.ca/en/services-residents/environment/trees>

# ON-DEMAND COLLECTIONS

## REFRIGERATORS, FREEZERS, AIR CONDITIONERS AND WATER COOLERS

Household refrigerators and air conditioners must be picked up separately to collect halocarbons.

**For safety reasons, please remove the door or cover before setting the item out for pick-up.**

### HOW DO I DISPOSE OF THESE ITEMS?

Contact the Public Works Division at **514-734-2999** to arrange for pick-up.

#### NOTE:

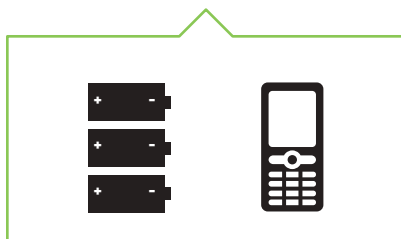
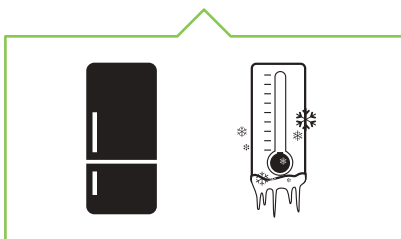
This free service is available year-round.

## BATTERIES, INK CARTRIDGES AND USED CELLPHONES

Receptacles for batteries, ink cartridges and used cellphones are found at the following addresses:

- 10 Roosevelt Avenue (Public Security)
- 180 Clyde Road (Public Works)
- 1050 Dunkirk Road (municipal arena)
- 1967 Graham Boulevard (Reginald J. P. Dawson Library)

Alternatively, they can be taken to the Côte-des-Neiges Écocentre located at 6925 Côte-des-Neiges Road, as with other HHW.



# ITEMS YOU CAN GIVE A NEW USE TO



**Bring the following items free of charge to one of the alternative network collection points.**

## **CÔTE-DES-NEIGES ÉCOCENTRE**

514-872-3517

## **OILS, COOLANTS, ANTIFREEZE AND RELATED FILTERS AND CONTAINERS**

[www.soghu.com](http://www.soghu.com) or 1-877-987-6448

## **BATTERIES**

[www.call2recycle.ca](http://www.call2recycle.ca) or 1-877-273-2925

## **MERCURY LAMPS**

[www.recycfluor.ca](http://www.recycfluor.ca)  
or 1-888-604-2624

## **ELECTRONIC DEVICES**

[www.recyclemyelectronics.ca/qc](http://www.recyclemyelectronics.ca/qc)  
or 1-888-557-8177

## **REFRIGERATORS, FREEZERS, ETC.**

[www.frigoresponsable.ca](http://www.frigoresponsable.ca)

## **USED CLOTHING**

Place your used clothing in one of the two Salvation Army bins next to the municipal arena, 1050 Dunkirk Road. **No items should be left next to the bins.**

## **FURNITURE, TOYS, BICYCLES, ETC.**

[www.salvationarmy.ca](http://www.salvationarmy.ca) or 1-800-725-2769

## **USED BOOKS**

Used books in good condition can be donated at the Reginald J. P. Dawson Library, 1967 Graham Boulevard or at the Renaissance Library, 1244 Beaumont Avenue.

# HOUSEHOLD HAZARDOUS WASTE (HHW)



## WHERE?

**Ville de Montréal ecocentres**,  
the closest being:

**Côte-des-Neiges Écocentre**,

6925 Côte-des-Neiges Road

For more information: 514-872-3517

## ACCEPTED ITEMS

Paints, solvents, paint removers, lacquers, varnishes, medications, pesticides, disinfectants, insecticides, herbicides, chemicals, oils (including cooking oils), smoke detectors, batteries. Used clothing and fabric and leather items are also accepted.

# DOCUMENT SHREDDING

Our document-shredding service is offered twice per year only on the Saturday of our compost distribution weekends in mid-May and early October. For more information, please see the municipal calendar. Limit of one visit per dwelling unit. Proof of residence required.



# ZERO WASTE TIPS

## **Try out these simple tips to reduce the amount of waste you produce:**

- Always have a reusable coffee cup on hand to avoid using disposable cups.
- Choose bulk over packaged foods, as food packaging (which is often overpackaged) is usually made of non-recyclable materials.
- Store bulk foods in reusable containers, such as glass jars, cloth pouches or beeswax food wraps.
- Don't accept straws in restaurants and avoid using them at home.
- Don't buy single-use water bottles. And why not drink the excellent tap water we have here in Mount Royal and across Quebec?
- Always bring reusable bags when you go grocery shopping (to carry your groceries and bag your produce).
- Donate items that are still in good condition and that you no longer use instead of tossing them.
- Repair items instead of throwing them in the trash.
- Cook your meals instead of eating overpackaged prepared meals or ordering takeout.



# QUESTIONS?



## **INFO COLLECTION:**

**[www.ville.mont-royal.qc.ca/  
en/services-residents/environment](http://www.ville.mont-royal.qc.ca/en/services-residents/environment)**

For any emergency outside of these hours, please call Public Security at 514-734-4666 or visit our website at **[www.ville.mont-royal.qc.ca/en/services-residents/environment](http://www.ville.mont-royal.qc.ca/en/services-residents/environment)**

Guide prepared by  
Town of Mount Royal Technical Services  
514-734-4123